

Beaufort County
Hurricane Matthew
Recovery Briefing
April 10, 2017
(Day 180+)

A Report to Beaufort County Council



Outline

- Debris Removal
 - Road (public and private)
 - Marine
 - Stormwater
- Public Assistance funding
- Individual Assistance funding
 - Human Services assistance to the public



IMPORTANT NOTICE TO THE PUBLIC

- Beaufort County advises residents to immediately **STOP** placing debris at the right-of-way. The property owner is responsible for removal and proper disposal of any additional debris.
- Small limbs, leaves, marsh grass and small amounts of C&D debris should be disposed of at their closest Convenience Center



Public Road Debris

- As of March 27, 2017:
 - 1,595,259 Million CY collected from Public Roads (32,749 loads)
 - 0 CY estimated remaining (see next slide)
 - As high as 122 trucks operated
- 140 days of operation
- Work also includes 27 school campuses and the public roads in 3 municipal areas



Marine Debris

- Boats, Docks, other debris obstructing the navigable waters
- The County was found to be the responsibility party for removal
 - Jan. 31, 2017 - County received an opinion from the Attorney General's office stating the County has a legal responsibility to remove debris between Low and High tide, the Marsh
 - FEMA acknowledged legal responsibility February 25, 2017 (142 days after the storm hit)
 - SCDNR clears vessels as abandoned and gives County authority to remove March 6, 2017

Marine Debris Action to Date

- SC-DNR and US Coast Guard did hazard removal in the navigable channels in the first days after the storm
- DNR identified and inventoried 16 vessels and debris countywide.
 - 8 additional vessels have been found and reported to SCDNR for abandonment procedures
- County advertised for bids and selected Ashbritt on Feb. 24, 2017
- Marine debris removal in progress and estimated to be complete END of April



Marine Debris Status 4/6/17

- Assessment Phase – visual survey 110,000 acres
- Cleanup Phase – 7,436 CY removed of the 14,700 CY estimated
- Days in Operation = 24
- Estimated cost **\$6.2 million**



Marine Debris

Debris Removal Status Report

Thursday, April 06, 2017

BEAUFORT COUNTY, SC

FEMA-4286-DR | SC - HURRICANE MATTHEW

WATERWAYS

Daily Totals

Daily Statistics (04/06/2017)

CuYds Collected Vs. Remaining

Total Cubic Yards

540

CONSTRUCTION&DEMOLITION

Total Loads

9

Total Trucks Operating

4

Average CuYds Per Load

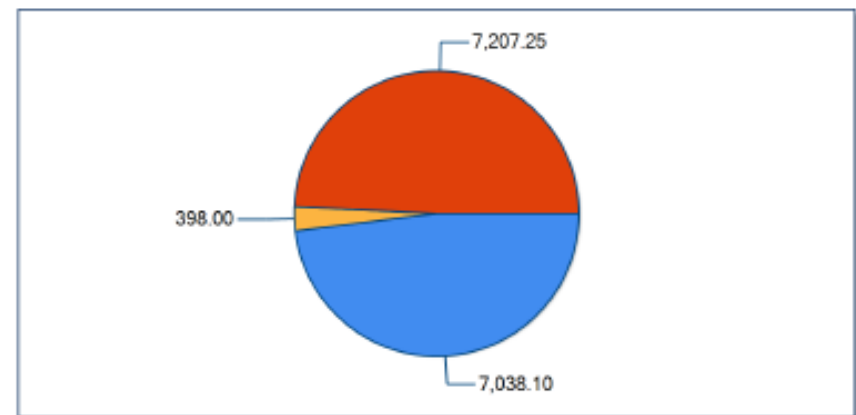
59.99

Average Load Call

88.89%

Disposal Sites in Operation

2



C&D/Veg Debris Above MHT Est. Remaining



Marine Debris

Debris Removal Status Report

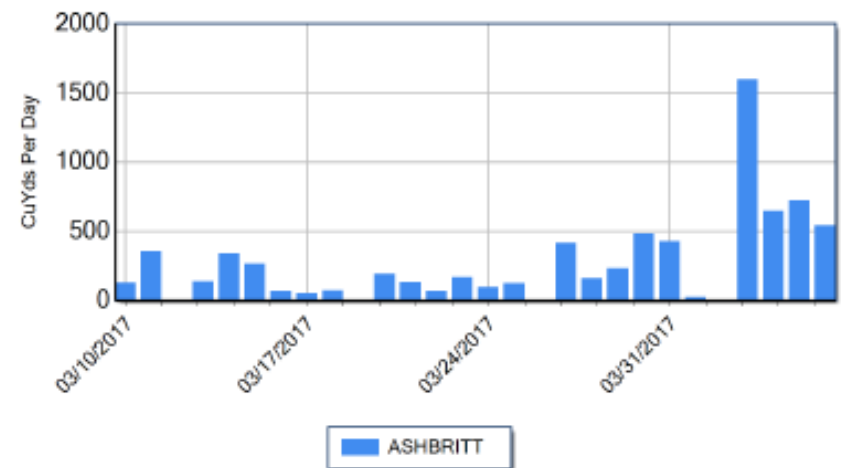
Thursday, April 06, 2017

Project Totals

Job to Date Statistics

Total CuYds Per Day

Total Cubic Yards	7,436
Total Loads	196
Days Operational	24
Average Cubic Yards Per Load	38
Maximum Day Cubic Yards	1,595
Average Day Cubic Yards	310
Average Load Call	75.36%



Marine Debris

Debris Removal Status Report

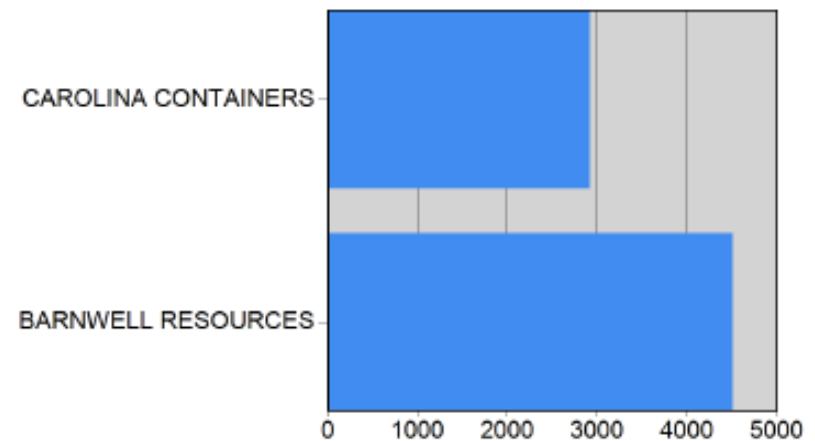
Thursday, April 06, 2017

Debris Management Sites

Today and Job to Date DMS Statistics

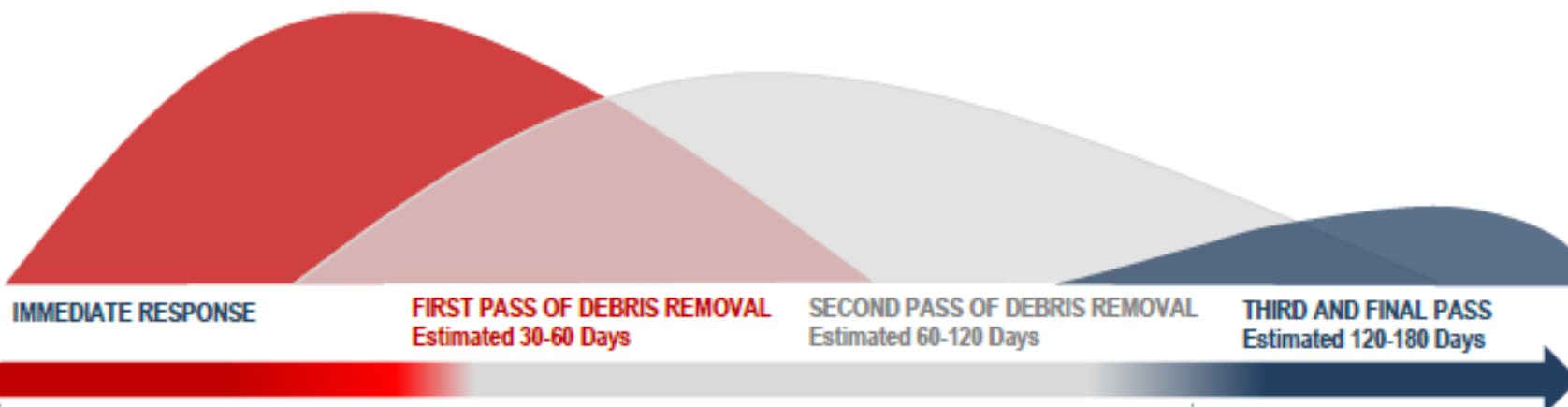
DMS CuYds To Date

<u>Site Name</u>	<u>Today</u>	<u>JTD</u>
BARNWELL RESOURCES	468.9	4,511.6
CONSTRUCTION&DEMOLITION	468.9	3,978.3
DEBRIS ABOVE MEAN HIGH TIDE	0.0	398.0
VEGETATIVE/WOODY	0.0	135.3
CAROLINA CONTAINERS	71.1	2,924.5
CONSTRUCTION&DEMOLITION	71.1	2,924.5



Schedule

Matthew
Impact
10.8.16



Activities included:

- Emergency Road Clearing (Push)
- Conduct preliminary damage assessments.
- Identify and assess debris management site
- County activated contracts with pre-positioned debris hauling contractor (Ceres Environmental) and debris monitoring contractors (Tetra Tech)
- Request for Public Assistance made to FEMA through South Carolina Emergency Management Department

Activities include:

- Debris Contractor Ceres has initiated debris removal activities
- All debris removal is being monitored and documented in accordance with FEMA regulations
- Dangerous hanging limbs affecting the public Rights-of-Way are being removed
- Hazardous leaning trees affecting the public rights-of-way are being removed
- Beaufort County has requested a waiver from FEMA to allow debris collection from Rights of Way on Private roads

Activities include:

- Hanging limb and leaning tree removal will be completed
- Contractors will make a second pass of debris removal on all roads
- The County will identify the need for additional debris removal programs ;
 - Waterways
 - Derelict Vessels
 - Parks
- Damage complaints will be signed-off when rectified

Activities include:

- Third and final pass of debris removal will be made
- Remaining damage complaints will be closed out
- Debris management sites will be remediated
- Contractors will be released

Time Extension Request

- The County had requested an extension of debris removal time beyond the 180 days
 - Due to delay in establishing responsibility for Marine Debris Disposal
- SCEMD has endorsed and submitted to FEMA
- Congressional support letters also submitted to FEMA in support
- April 6, 2017 – FEMA formally denied request
 - County Staff is preparing an Appeal



MS4 Infrastructure Debris

- Fallen trees, woody debris washed into and blocking ditches and pipes within County maintained easements
- Grant amount = \$537,627 (75% of \$700,544 est. cost)
- Cleanup Phase – 875 CY removed of the 25,000 CY estimated
 - Air Curtain Incineration elected by County = \$20,000 (not part of grant reimbursement)
- Work began 3/25/17
 - Days in Production at DMS site = 1
 - Schedule 6-8 weeks
- Completion must be prior to October 12, 2017

Drainage System Debris

Debris Removal Status Report

Wednesday, April 05, 2017

BEAUFORT COUNTY, SC

FEMA-4286-DR | SC - HURRICANE MATTHEW

DRAINAGE PROGRAM

Daily Totals

Daily Statistics (04/05/2017)

CuYds Collected Vs. Remaining

Total Cubic Yards

875

VEGETATIVE/WOODY

875

Total Loads

18

Total Trucks Operating

4

Average CuYds Per Load

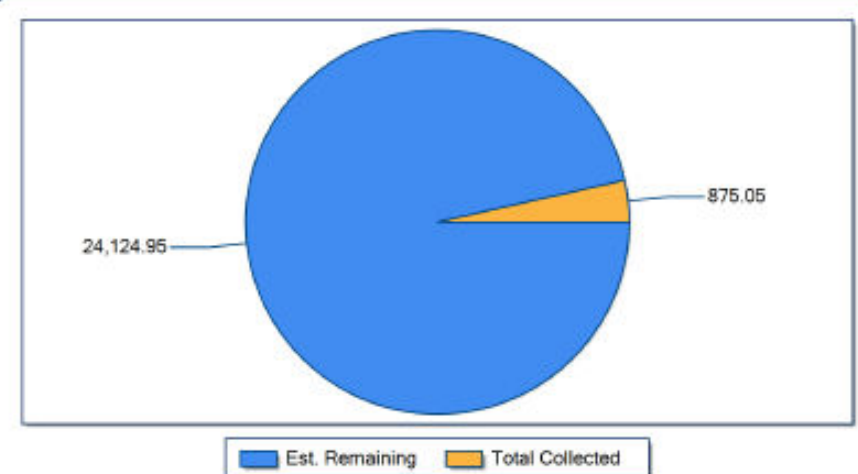
48.61

Average Load Call

82.50%

Disposal Sites in Operation

1



Drainage System Debris

Debris Removal Status Report

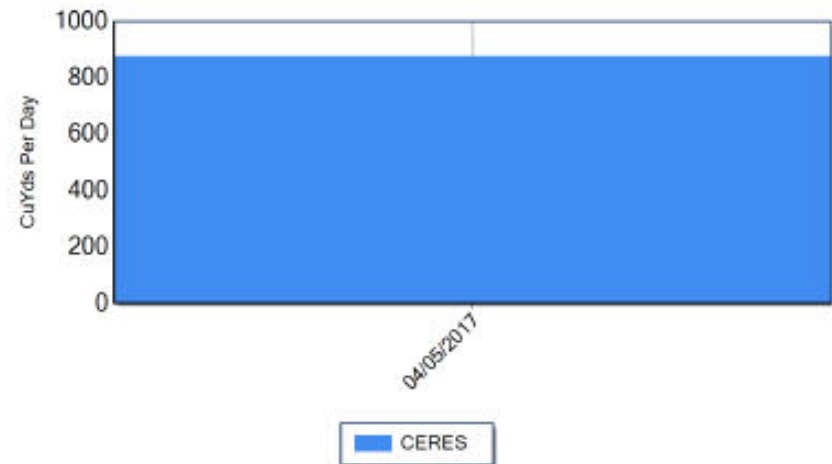
Wednesday, April 05, 2017

Project Totals

Job to Date Statistics

Total CuYds Per Day

Total Cubic Yards	875
Total Loads	18
Days Operational	1
Average Cubic Yards Per Load	49
Maximum Day Cubic Yards	875
Average Day Cubic Yards	875
Average Load Call	82.50%



Drainage System Debris

Debris Removal Status Report

Wednesday, April 05, 2017

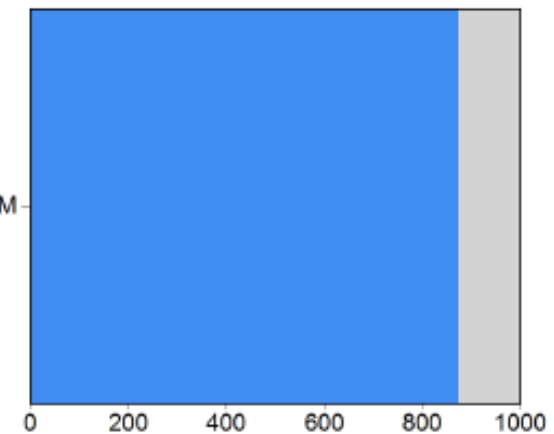
Debris Management Sites

Today and Job to Date DMS Statistics

DMS CuYds To Date

<u>Site Name</u>	<u>Today</u>	<u>JTD</u>
WASHINGTON FARM	875.1	875.1
VEGETATIVE/WOODY	875.1	875.1

WASHINGTON FARM



Damage Assessment

- County Building Inspection has issued 669 emergency related permits (604 building, 65 electrical) as of April 5, 2017



Public Assistance (PA) Projects

- The following list of projects has been submitted to FEMA for consideration under PA during our “kick off” meeting 11/10/16:
- Debris Removal - **\$32,941,077**
 - Paid out \$18,256,581
 - Pending payment \$1,542,515
- Emergency Response - \$2.5 million
- Facility damage
 - Boat ramp damage
 - Recreational Facilities
- Road damage



Significant PA Projects

- Lady's Island Airport Terminal, Hangars, and Airfield Electrical and Lighting- \$ 404,391 (does not include Mosq. Control hangar and contents, and additional Terminal repairs, and additional Sheriff's Hangar repairs)
 - Cost in Facilities Management damage assessment
- Flyover approach embankment erosion and Spanish Moss Trail causeway erosion - \$597,905
- Boat Ramp Repair - \$184,996



Significant PA Projects

- Central Drive causeway - \$1.33 million

Projected: \$40-50 million

cost share \$10-13 million

Total to date: \$38,036,415

25% = \$9.5 million

Paid to date = \$22,646,929

Encumbered: \$37.7 million

Submitted to FEMA: \$19,433,427

Received from FEMA: \$0



Individual Assistance (IA)

- FEMA's status:
 - Citizens with registered cases can get updates on their cases by calling 1-800-621-3362 or go to www.disasterassistance.gov



“Long Term Recovery Team”

- Beaufort County Human Services Alliance (HSA) has partnered with United Way and numerous other NGOs to establish a long term recovery team within the framework of “Volunteers in Action during a Disaster” (VoAD).
- Citizens can call 843-524-HELP or 211 to seek assistance.
- Long term case management is a growing need. HSA is working to define a process to work with outside agencies to hand off cases when needed. SCEMD has hired an outside case management firm to assist if needed.
- VoAD is filling a Long Term Recovery Specialist position to transition into Case Management



Unmet needs for IA

Beaufort: 7269*
registrations

- FEMA verified loss \$5.7m
- Unmet Needs \$2.45m

Hampton: 654*
registrations

- FEMA verified loss \$261K
- Unmet Needs \$87K

Colleton: 1188*
registrations

- FEMA verified loss \$642K
- Unmet Needs \$56K

Jasper: 1085*
registrations

- FEMA verified loss \$475K
- Unmet Needs \$29K

* It is anticipated approx. 10% still need help

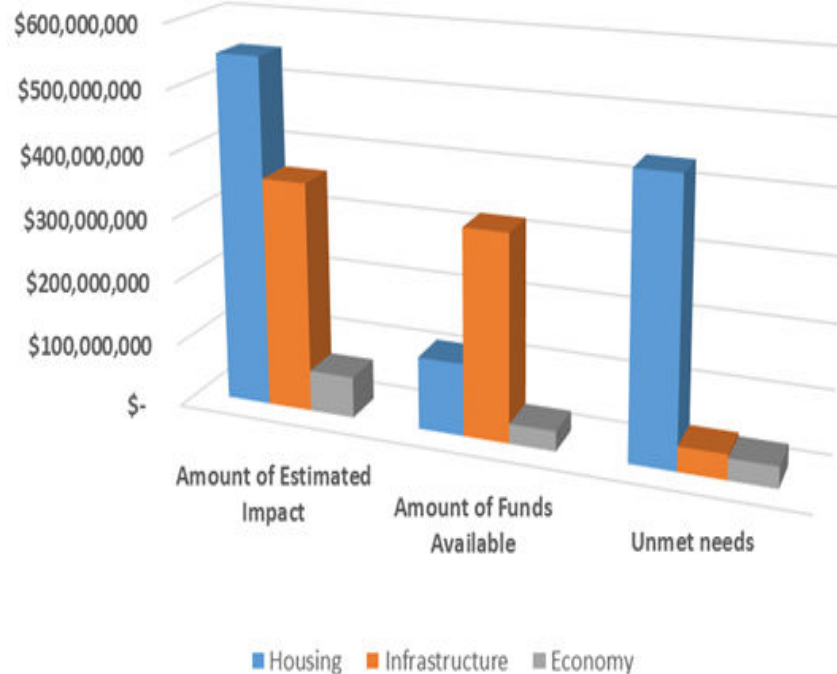


SC Disaster Recovery funding for IA

- HUD will give the State \$65.3 million for Hurricane Matthew
- HUD requirement is that 80% of the grant go to Marion Co
- Community Block Grant will be the likely program to distribute funds
- SC Disaster Recovery Office will be the facilitator of the grant and Palmetto Disaster Recovery will be the state Case Manager
- DRO is looking to start Intake in October. The housing program is projected to go from mid Nov 2017 – End of May 2019



OCT 2016 Hurricane Unmet Needs



- Housing Unmet Need is **11.25** times greater than Infrastructure Unmet Need
- Housing Unmet Need is **15.18** times greater than Economic Development Unmet Need
- Housing Unmet Need is **6.05** times greater than Infrastructure and Economic Development Unmet Need

The \$65.3M CDBG-DR Grant will allow us to address **less than 13% of the overall Unmet Needs**

Summary of Impacts/Support	Housing	Infrastructure	Economy	Total
Amount of Estimated Impact	\$ 548,867,025	\$361,007,029	\$ 64,382,893	\$ 974,256,948
Amount of Funds Available	\$ 112,750,037	\$322,243,312	\$ 31,117,641	\$ 466,110,991
Unmet needs	\$ 436,116,988	\$ 38,763,717	\$ 33,265,252	\$ 508,145,957
Percent of Total	85.83%	7.63%	6.55%	



SC Disaster Recovery Office

- Town Hall meeting was held on April 3, 2017 to gauge continued needs for those citizens that applied to FEMA for IA assistance
 - DRO will be opening an office at TCL in about two weeks
 - Will complete 826 homes across the state
- \$65.3 million available to help citizens



Local Case Management by HSA

- Concern the SCDRO won't be able to meet all needs
- Beaufort HSA working with adjacent counties to establish other HSA offices and staff to help
- Working with “reverse 911” to call registrants to assess and categorize needs
 - Structural Damage
 - Flood/Water Damage
 - Other Unmet Needs
- Considering partnering with outside agencies to handle the case load



Human Services Alliance

- HSA, PALS, and United Way continue to work together to coordinate donations
- Donations benefit Bluffton Self Help and HELP of Beaufort
- Volunteer groups and those offering free or discounted services should call United Way of the Lowcountry to register their resources.



Ongoing Needs

- Home Repair
 - Hilton Head Island, pockets of Bluffton, and isolated cases in Jasper County
 - To volunteer or donate, contact The Deep Well Project at 843-785-2849.
- Financial Need
 - Related to past due utility bills and rent; loss of employment/wages; home repairs; and insurance deductibles
 - To donate, contact United Way of the Lowcountry at 843-982-3040 or Community Foundation of the Lowcountry at (843) 681-9100.



Public Information

- Website has the most current staff reports and data

www.beaufortcountyperformance.net

- Staff continue to update WebEOC, an internal program, on status, activity, needs, and damages. This will serve as documentation to FEMA for the storm event

