

BEAUFORT COUNTY, SC

FEMA-4286-DR | SC - HURRICANE MATTHEW

WATERWAYS

Daily Totals

Daily Statistics (03/13/2017)

CuYds Collected Vs. Remaining

Total Cubic Yards

139

CONSTRUCTION&DEMOLITION

139

Total Loads

5

Total Trucks Operating

5

Average CuYds Per Load

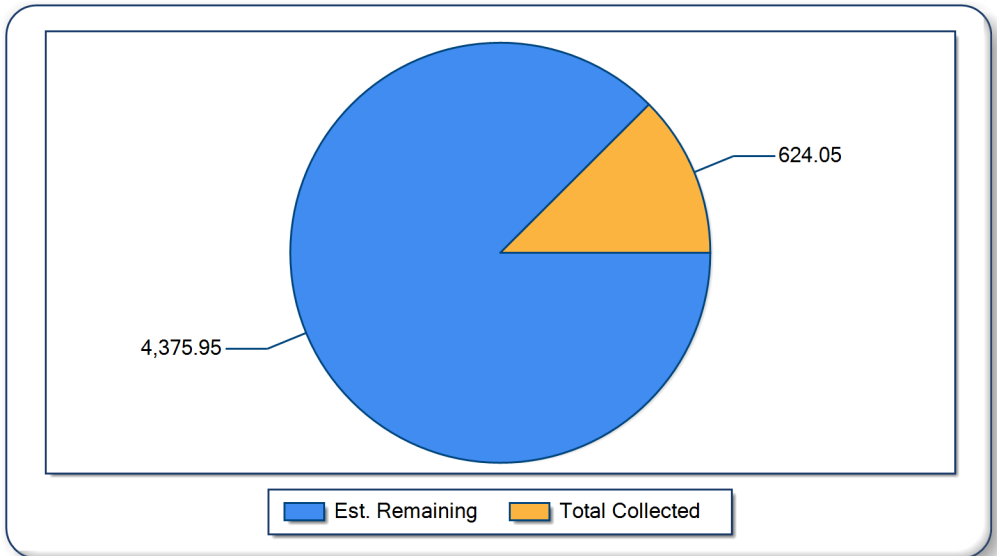
27.74

Average Load Call

95.00%

Disposal Sites in Operation

1



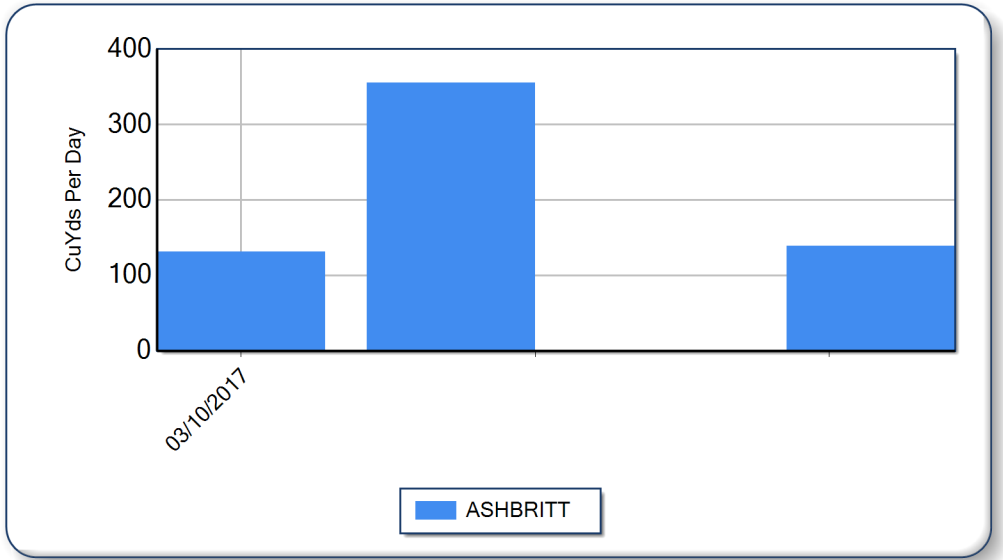
*All figures are estimates pending reconciliation

Project Totals

Job to Date Statistics

Total CuYds Per Day

Total Cubic Yards	624
Total Loads	21
Days Operational	3
Average Cubic Yards Per Load	30
Maximum Day Cubic Yards	355
Average Day Cubic Yards	208
Average Load Call	88.10%



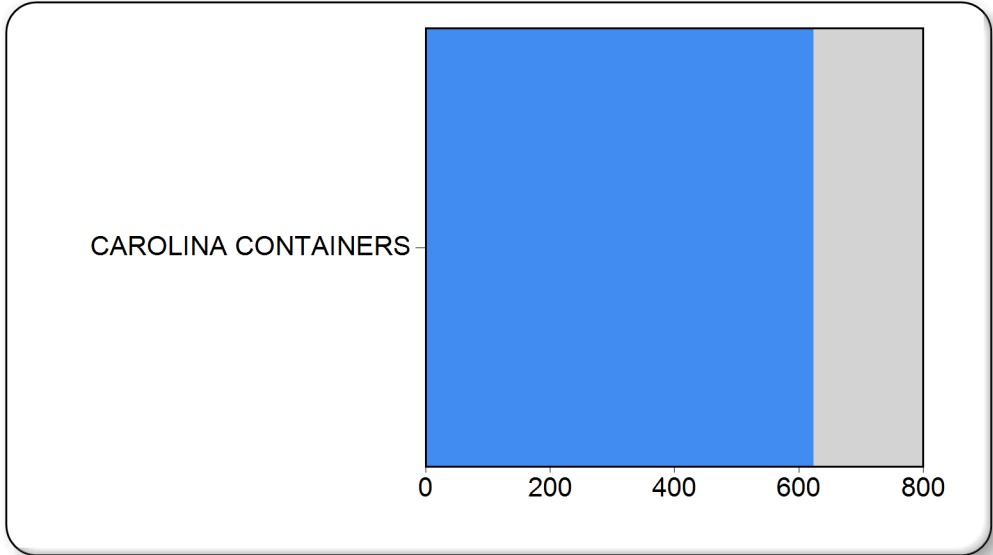
*All figures are estimates pending reconciliation

Debris Management Sites

Today and Job to Date DMS Statistics

DMS CuYds To Date

<u>Site Name</u>	<u>Today</u>	<u>JTD</u>
CAROLINA CONTAINERS	138.7	624.1
CONSTRUCTION&DEMOLITION	138.7	624.1



*All figures are estimates pending reconciliation