

BEAUFORT COUNTY, SC

FEMA-4286-DR | SC - HURRICANE MATTHEW

ROW COLLECTION

Daily Totals

Daily Statistics (11/27/2016)

CuYds Collected Vs. Remaining

Total Cubic Yards

16,085

VEGETATIVE/WOODY

16,085

Total Loads

317

Total Trucks Operating

65

Average CuYds Per Load

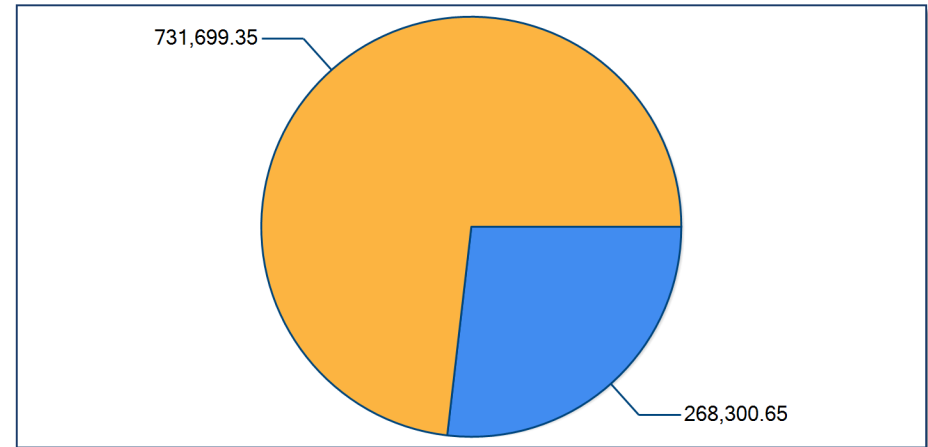
50.74

Average Load Call

80.90%

Disposal Sites in Operation

3



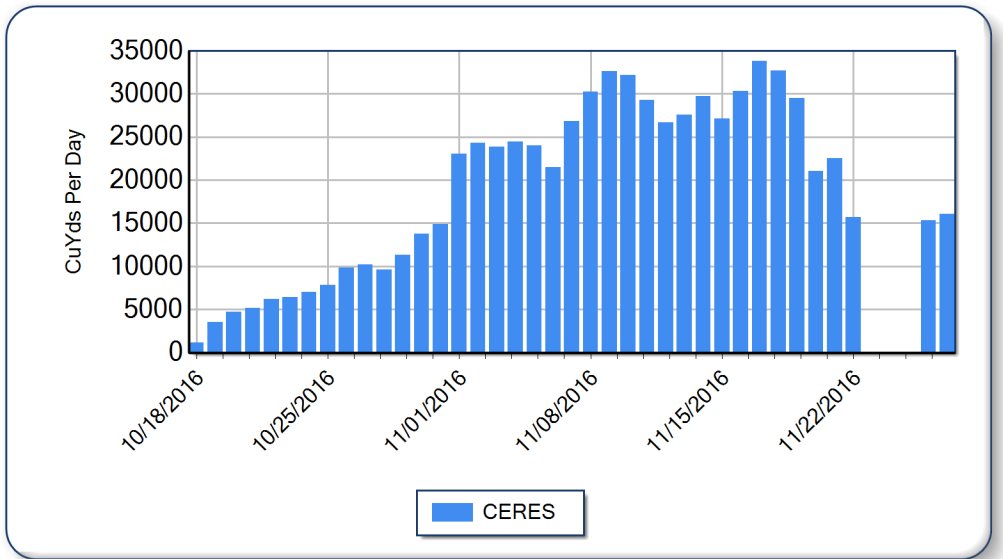
\*All figures are estimates pending reconciliation

Project Totals

Job to Date Statistics

Total CuYds Per Day

Total Cubic Yards	731,699
Total Loads	15,260
Days Operational	38
Average Cubic Yards Per Load	48
Maximum Day Cubic Yards	33,776
Average Day Cubic Yards	19,255
Average Load Call	79.11%



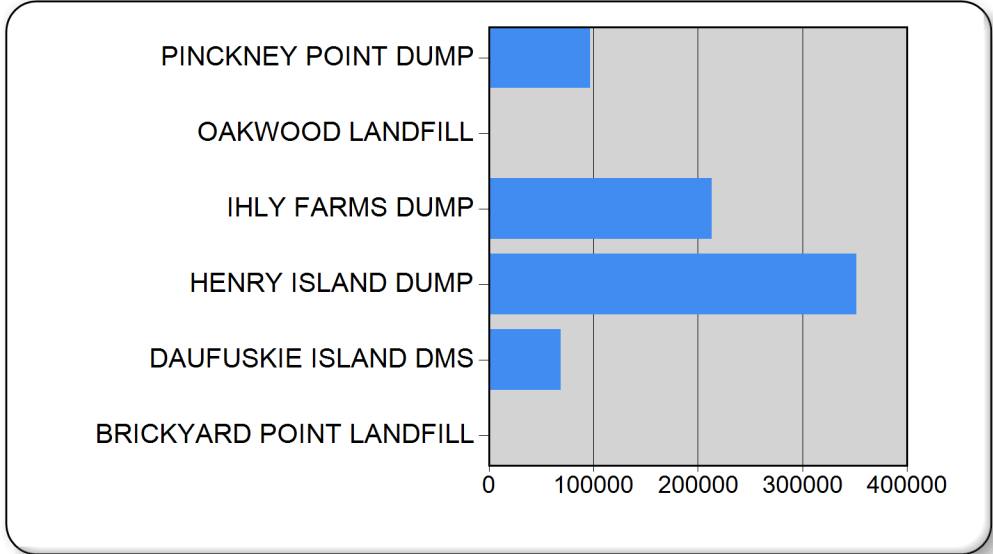
\*All figures are estimates pending reconciliation

Debris Management Sites

Today and Job to Date DMS Statistics

DMS CuYds To Date

<u>Site Name</u>	<u>Today</u>	<u>JTD</u>
<b>BRICKYARD POINT LANDFILL</b>	<b>0.0</b>	<b>857.7</b>
CONSTRUCTION&DEMOLITION	0.0	857.7
<b>DAUFUSKIE ISLAND DMS</b>	<b>0.0</b>	<b>68,420.6</b>
VEGETATIVE/WOODY	0.0	68,420.6
<b>HENRY ISLAND DUMP</b>	<b>8,232.9</b>	<b>351,750.7</b>
VEGETATIVE/WOODY	8,232.9	351,750.7
<b>IHLY FARMS DUMP</b>	<b>3,223.1</b>	<b>213,417.0</b>
VEGETATIVE/WOODY	3,223.1	213,417.0
<b>OAKWOOD LANDFILL</b>	<b>0.0</b>	<b>380.1</b>
CONSTRUCTION&DEMOLITION	0.0	380.1
<b>PINCKNEY POINT DUMP</b>	<b>4,629.4</b>	<b>96,873.4</b>
VEGETATIVE/WOODY	4,629.4	96,873.4



\*All figures are estimates pending reconciliation