

BEAUFORT COUNTY, SC

FEMA-4286-DR | SC - HURRICANE MATTHEW

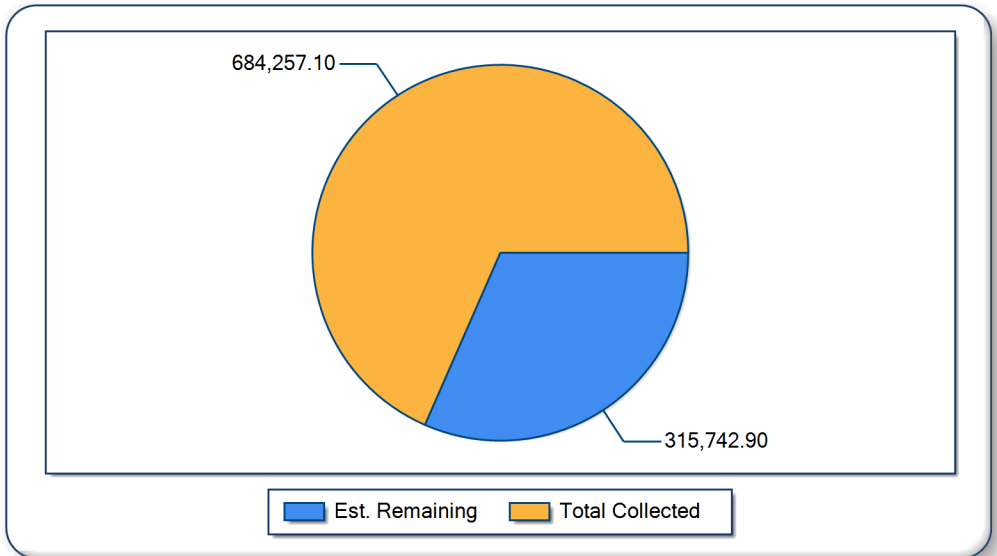
ROW COLLECTION

Daily Totals

Daily Statistics (11/21/2016)

CuYds Collected Vs. Remaining

Total Cubic Yards	22,434
VEGETATIVE/WOODY	22,434
Total Loads	465
Total Trucks Operating	103
Average CuYds Per Load	48.24
Average Load Call	81.40%
Disposal Sites in Operation	3



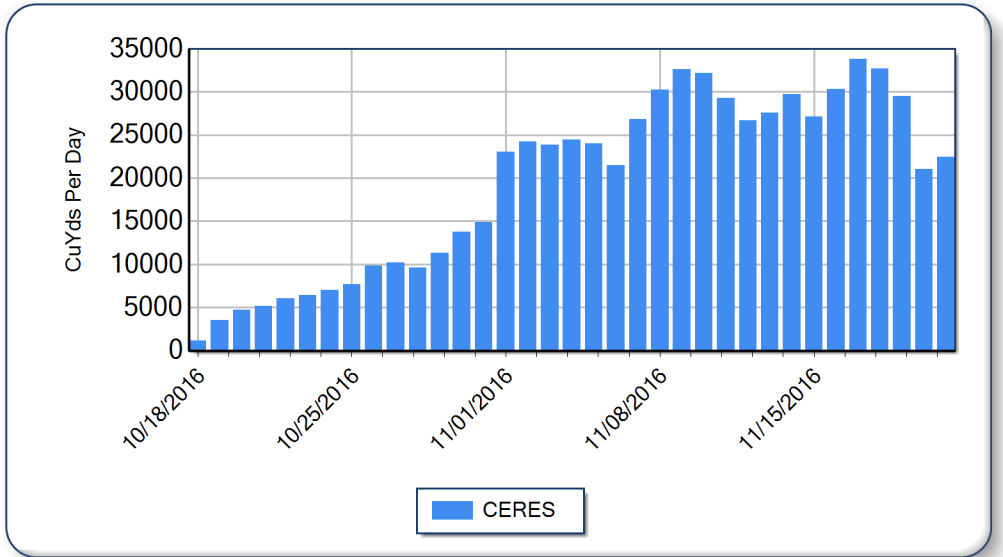
\*All figures are estimates pending reconciliation

Project Totals

Job to Date Statistics

Total CuYds Per Day

Total Cubic Yards	684,257
Total Loads	14,309
Days Operational	35
Average Cubic Yards Per Load	48
Maximum Day Cubic Yards	33,776
Average Day Cubic Yards	19,550
Average Load Call	78.95%



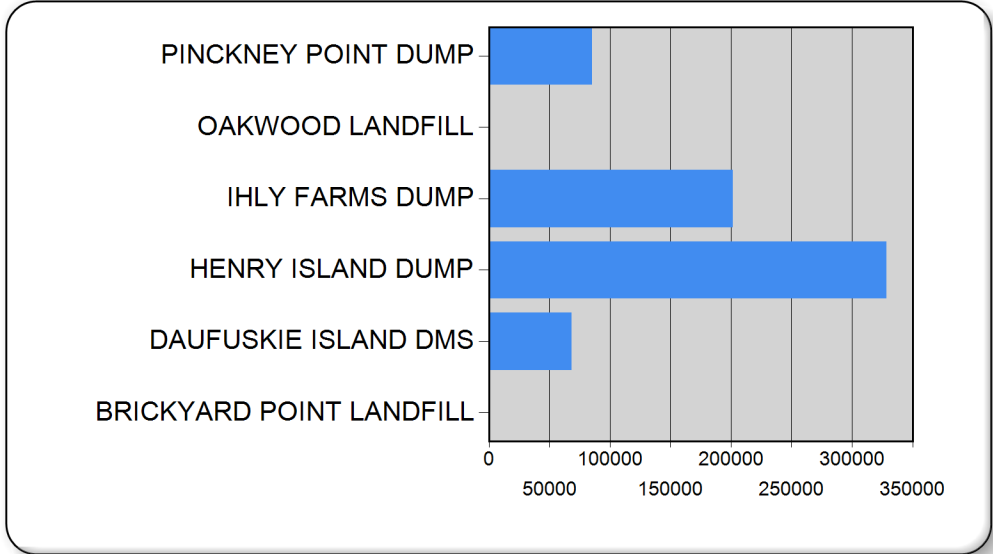
\*All figures are estimates pending reconciliation

Debris Management Sites

Today and Job to Date DMS Statistics

DMS CuYds To Date

<u>Site Name</u>	<u>Today</u>	<u>JTD</u>
<b>BRICKYARD POINT LANDFILL</b>	<b>0.0</b>	<b>375.6</b>
CONSTRUCTION&DEMOLITION	0.0	375.6
<b>DAUFUSKIE ISLAND DMS</b>	<b>0.0</b>	<b>68,420.6</b>
VEGETATIVE/WOODY	0.0	68,420.6
<b>HENRY ISLAND DUMP</b>	<b>13,262.8</b>	<b>328,315.3</b>
VEGETATIVE/WOODY	13,262.8	328,315.3
<b>IHLY FARMS DUMP</b>	<b>5,469.4</b>	<b>201,432.9</b>
VEGETATIVE/WOODY	5,469.4	201,432.9
<b>OAKWOOD LANDFILL</b>	<b>0.0</b>	<b>380.1</b>
CONSTRUCTION&DEMOLITION	0.0	380.1
<b>PINCKNEY POINT DUMP</b>	<b>3,701.7</b>	<b>85,332.8</b>
VEGETATIVE/WOODY	3,701.7	85,332.8



\*All figures are estimates pending reconciliation