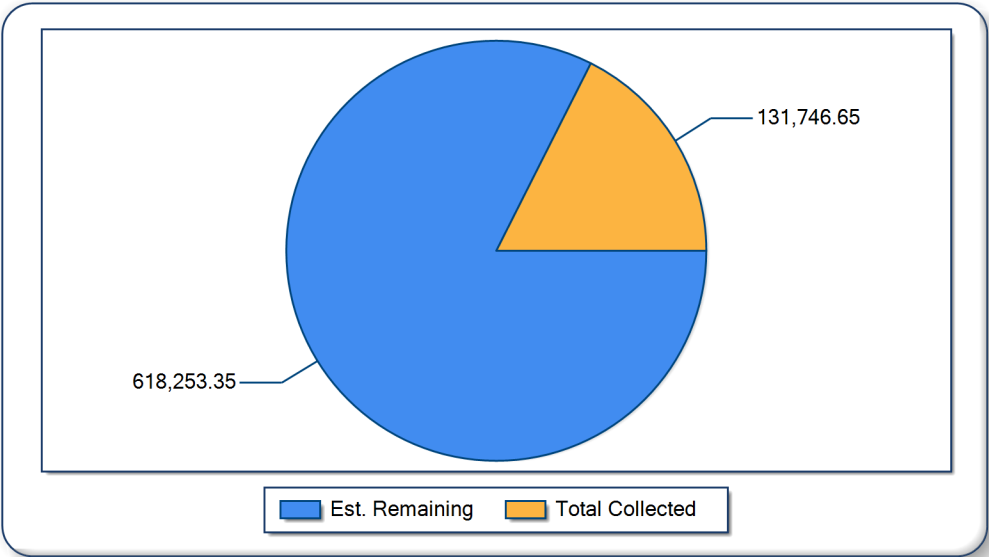


BEAUFORT COUNTY, SC
FEMA-4286-DR | SC - HURRICANE MATTHEW
ROW COLLECTION

Daily Totals

Daily Statistics (11/01/2016)	CuYds Collected Vs. Remaining
-------------------------------	-------------------------------

Total Cubic Yards	23,122
VEGETATIVE/WOODY	23,122
Total Loads	478
Total Trucks Operating	95
Average CuYds Per Load	48.37
Average Load Call	78.01%
Disposal Sites in Operation	4

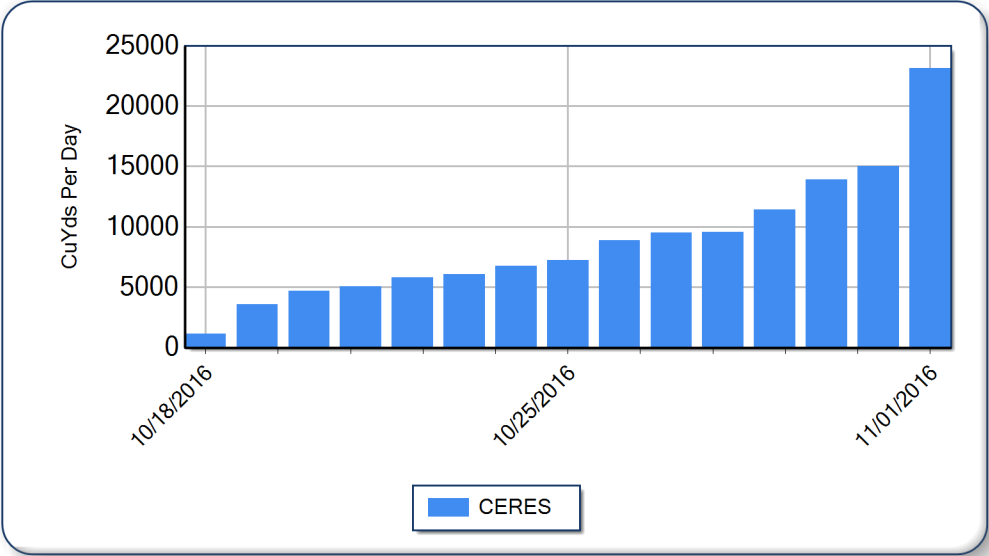


*All figures are estimates pending reconciliation

Project Totals

Job to Date Statistics		Total CuYds Per Day
------------------------	--	---------------------

Total Cubic Yards	131,747
Total Loads	2,794
Days Operational	15
Average Cubic Yards Per Load	47
Maximum Day Cubic Yards	23,122
Average Day Cubic Yards	8,783
Average Load Call	76.44%

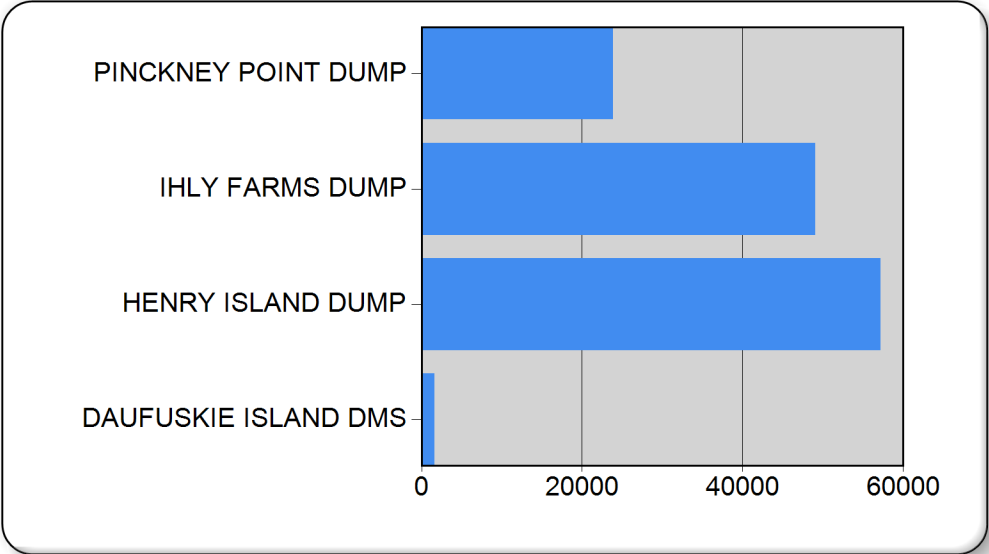


*All figures are estimates pending reconciliation

Debris Management Sites

Today and Job to Date DMS StatisticsDMS CuYds To Date

Site Name	Today	JTD
DAUFUSKIE ISLAND DMS	1,621.1	1,621.1
VEGETATIVE/WOODY	1,621.1	1,621.1
HENRY ISLAND DUMP	11,131.6	57,182.5
VEGETATIVE/WOODY	11,131.6	57,182.5
IHLY FARMS DUMP	8,912.1	49,095.9
VEGETATIVE/WOODY	8,912.1	49,095.9
PINCKNEY POINT DUMP	1,457.7	23,847.2
VEGETATIVE/WOODY	1,457.7	23,847.2



*All figures are estimates pending reconciliation