

BEAUFORT COUNTY, SC

FEMA-4286-DR | SC - HURRICANE MATTHEW

ROW COLLECTION

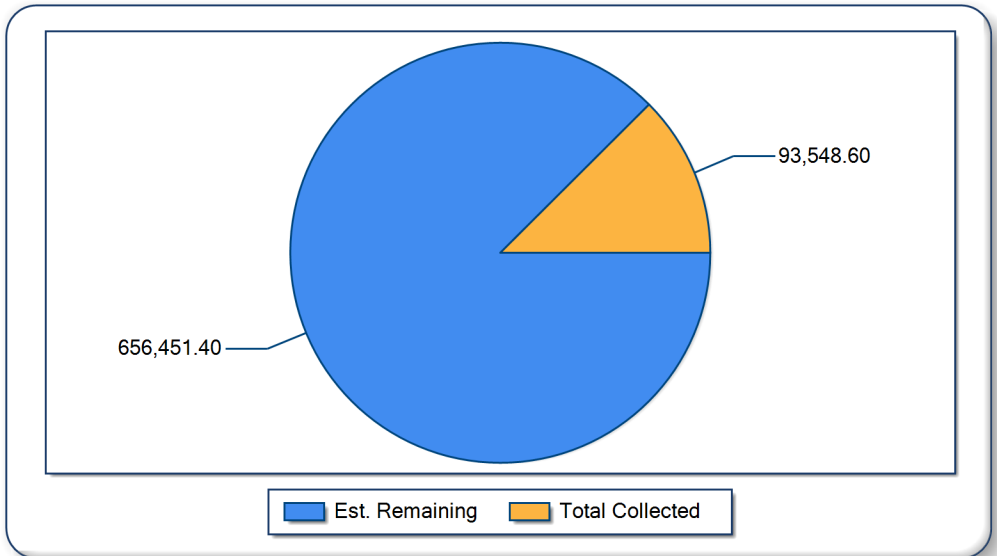
Daily Totals

Daily Statistics (10/30/2016)

CuYds Collected Vs. Remaining

Total Cubic Yards
 VEGETATIVE/WOODY
 Total Loads
 Total Trucks Operating
 Average CuYds Per Load
 Average Load Call
 Disposal Sites in Operation

13,857
 13,857
 298
 68
 46.50
 76.98%
 3



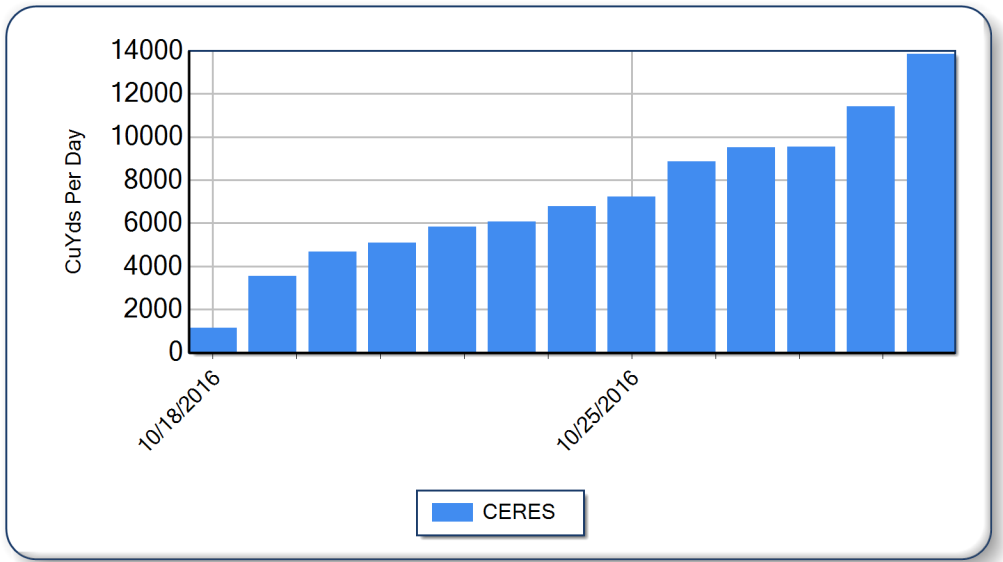
*All figures are estimates pending reconciliation

Project Totals

Job to Date Statistics

Total CuYds Per Day

Total Cubic Yards	93,549
Total Loads	2,001
Days Operational	13
Average Cubic Yards Per Load	47
Maximum Day Cubic Yards	13,857
Average Day Cubic Yards	7,196
Average Load Call	76.04%



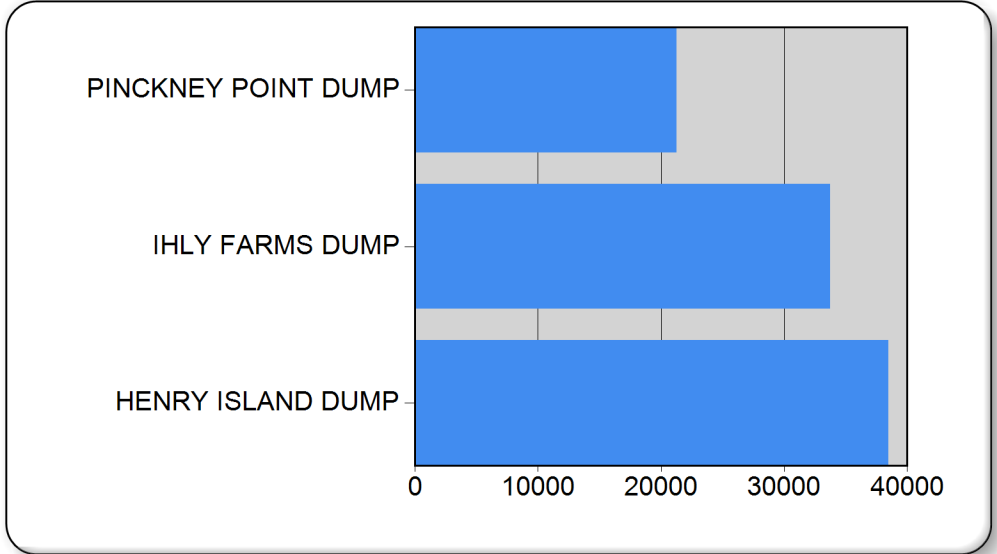
*All figures are estimates pending reconciliation

Debris Management Sites

Today and Job to Date DMS Statistics

DMS CuYds To Date

<u>Site Name</u>	<u>Today</u>	<u>JTD</u>
HENRY ISLAND DUMP	7,045.2	38,504.1
VEGETATIVE/WOODY	7,045.2	38,504.1
IHLY FARMS DUMP	5,643.5	33,768.6
VEGETATIVE/WOODY	5,643.5	33,768.6
PINCKNEY POINT DUMP	1,168.0	21,275.9
VEGETATIVE/WOODY	1,168.0	21,275.9



*All figures are estimates pending reconciliation