

BEAUFORT COUNTY, SC

FEMA-4286-DR | SC - HURRICANE MATTHEW

ROW COLLECTION

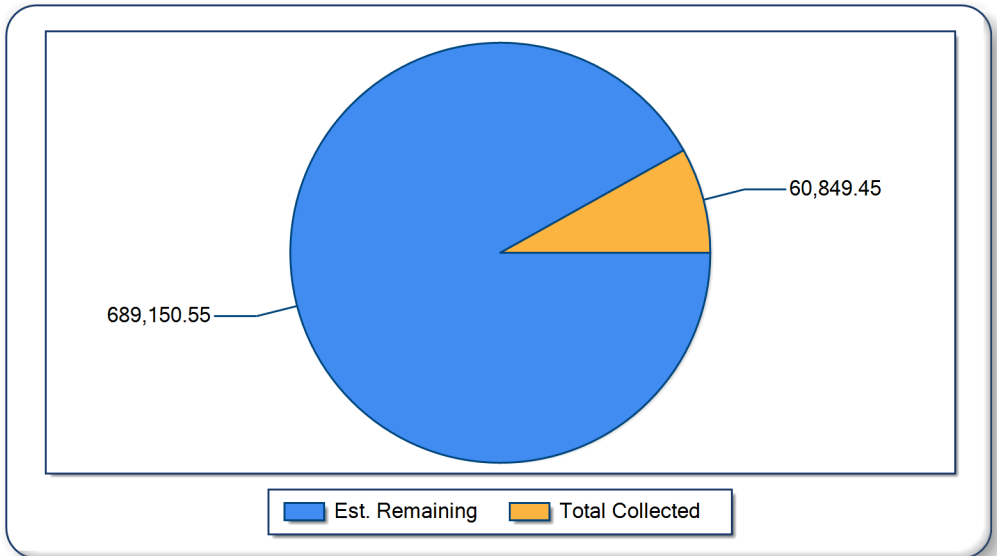
Daily Totals

Daily Statistics (10/27/2016)

CuYds Collected Vs. Remaining

Total Cubic Yards
 VEGETATIVE/WOODY
 Total Loads
 Total Trucks Operating
 Average CuYds Per Load
 Average Load Call
 Disposal Sites in Operation

10,052
 10,052
 210
 48
 47.86
 77.79%
 3



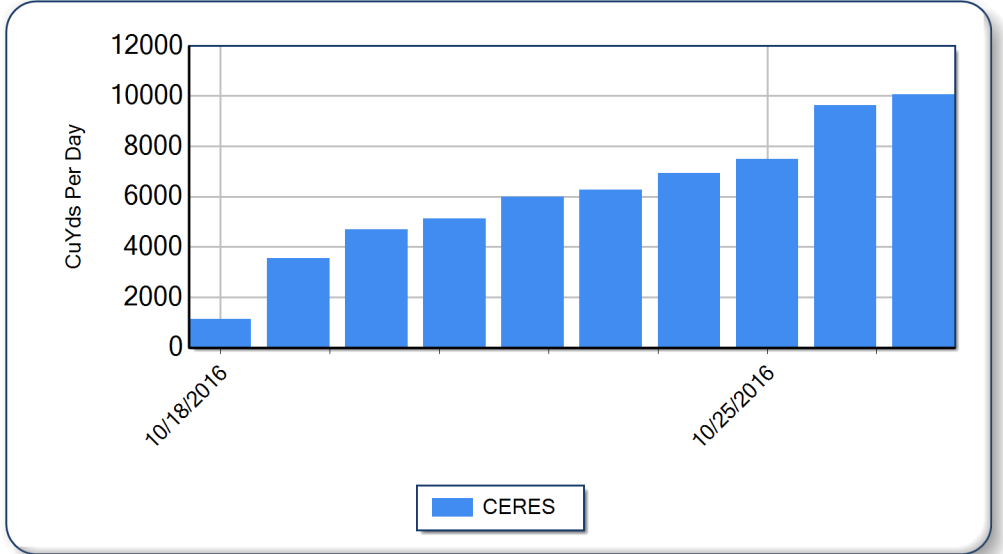
*All figures are estimates pending reconciliation

Project Totals

Job to Date Statistics

Total CuYds Per Day

Total Cubic Yards	60,849
Total Loads	1,292
Days Operational	10
Average Cubic Yards Per Load	47
Maximum Day Cubic Yards	10,052
Average Day Cubic Yards	6,085
Average Load Call	75.79%



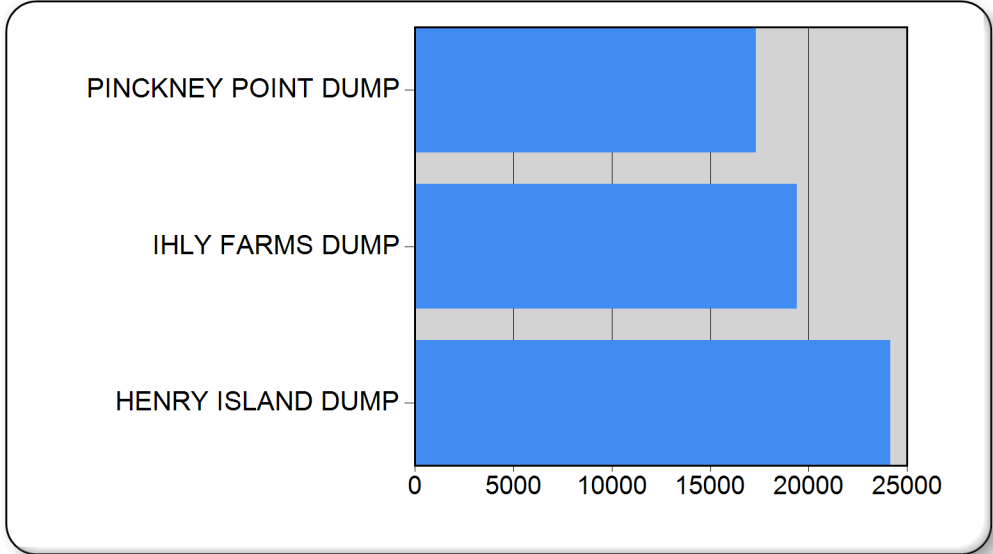
*All figures are estimates pending reconciliation

Debris Management Sites

Today and Job to Date DMS Statistics

DMS CuYds To Date

<u>Site Name</u>	<u>Today</u>	<u>JTD</u>
HENRY ISLAND DUMP	2,907.5	24,135.1
VEGETATIVE/WOODY	2,907.5	24,135.1
IHLY FARMS DUMP	5,501.2	19,407.0
VEGETATIVE/WOODY	5,501.2	19,407.0
PINCKNEY POINT DUMP	1,642.9	17,307.4
VEGETATIVE/WOODY	1,642.9	17,307.4



*All figures are estimates pending reconciliation